

geoeedge™

PERMALOC CORPORATION, 13505 BARRY STREET HOLLAND, MI 49424
 (800) 356-9660 PHONE: (616) 399-9600 FAX: (616) 399-9770 WWW.PERMALOC.COM

ARCHITECT NOTE: CHECK OFF APPLICABLE SIZE & FINISH DESIRED

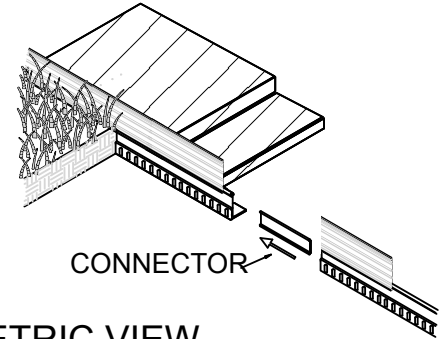
SIZE: ALL 8' (2.44M) LENGTHS w/ 0.250" (6.35MM)
 THICK EXPOSED TOP LIP

SELECT GEOEDGE SIZE

- 3" x 3.25" (76MM x 83MM)
- 3.5" x 4.5" (89MM x 114MM)
- 4" x 3.25" (102MM x 83MM)
- 4.25" x 3.25" (108MM x 83MM)
- 4.5" x 3.25" (114MM x 83MM)
- 4.75" x 3.25" (120MM x 83MM)
- 4.5" x 4.5" (114MM x 114MM)
- 5.5" x 6.5" (140MM x 165MM)
- 6.5" x 3.25" (165MM x 83MM)
- 6.5" x 5.5" (165MM x 140MM)
- 7.5" x 8.5" (191MM x 216MM)
- 8.5" x 7.5" (216MM x 191MM)
- 8.5" x 3.25" (216MM x 83MM)

SELECT CLEANLINE XL SIZE

- 3/16" X 5" (3.2MM X 127MM),
w/ 0.25" (6.35MM) EXPOSED TOP LIP
- 3/16" X 6" (3.2MM X 152MM),
w/ 0.25" (6.35MM) EXPOSED TOP LIP
- 3/16" X 8" (3.2MM X 203MM),
w/ 0.25" (6.35MM) EXPOSED TOP LIP
- 3/16" X 12" (3.2MM X 305MM),
w/ 0.25" (6.35MM) EXPOSED TOP LIP



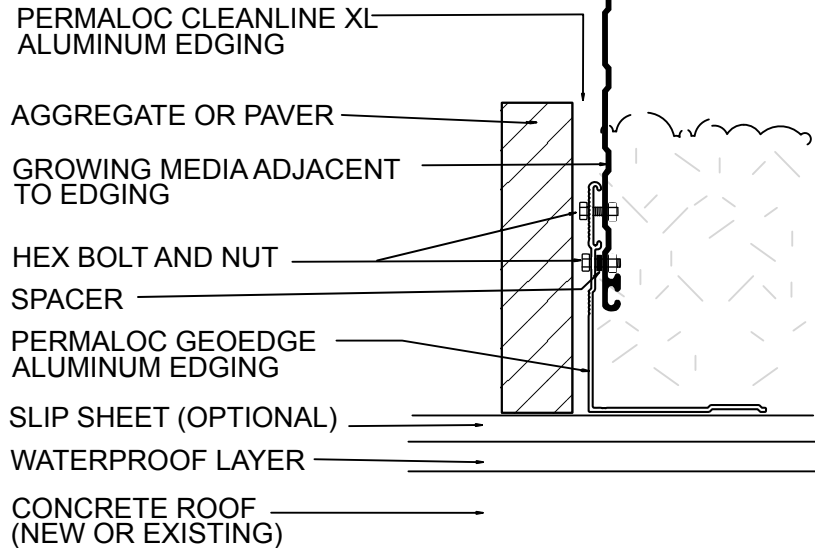
ISOMETRIC VIEW
 NTS

FINISH:

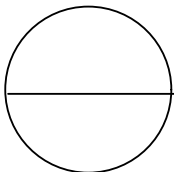
- MILL FINISH-NATURAL ALUMINUM
- BLACK DURAFLEX-ELECTROSTATICALLY APPLIED BAKED ON PAINT, MEETS AAMA 2603

NOTES:

1. INSTALLATION PER MANUFACTURER'S RECOMMENDED "INSTALLATION GUIDELINES" IN ACCORDANCE WITH DESIGNER'S INSTRUCTIONS.*
2. 8'-0" (2.44M) SECTIONS CONNECTED WITH 2 - 2.75" (70MM) SLIDING CONNECTORS.
3. CORNERS: REMOVE BASE TABS AND FORM A CONTINUOUS CORNER.
4. PERMALOC GEOEDGE AS MANUFACTURED BY PERMALOC CORPORATION, HOLLAND MI.
 (800) 356-9660
 (616) 399-9600
5. CONTRACTOR'S NOTE:
 FOR PRODUCT AND PURCHASING INFORMATION VISIT: WWW.PERMALOC.COM



*DESIGNER MAINTAINS ULTIMATE RESPONSIBILITY FOR VALIDITY AND SAFETY OF THE INSTALLATION.



STACKED EDGING FOR GREENROOF WITH AGGREGATE

SCALE: 3"=1'-0"