



PERMALOC
STRUCTUREEDGE
ALUMINUM PAVER RESTRAINT

PERMALOC CORPORATION, 13505 BARRY STREET HOLLAND, MI, 49424
(800) 356-9660 PHONE: (616) 399-9600 fax: (616) 399-9770 WWW.PERMALOC.COM

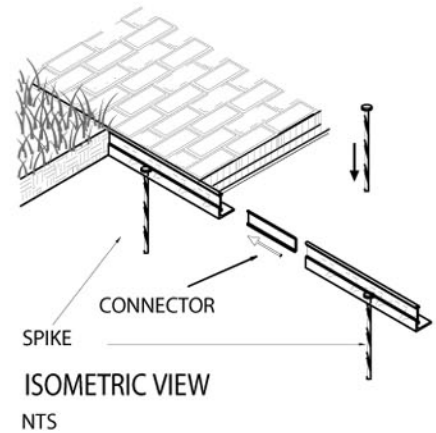
ARCHITECT NOTE: CHECK OFF APPLICABLE SIZE & FINISH DESIRED:

SIZE: IN 8' (2.44M) LENGTHS

- | | | | |
|--------------------------|-------------------------------------|------------------|---|
| <input type="checkbox"/> | $\frac{3}{32}$ " X $1\frac{5}{8}$ " | (2.4MM X 41MM) | |
| | w/ 0.170" | (4.32MM) TOP LIP | <input type="checkbox"/> MF <input type="checkbox"/> BL |
| <input type="checkbox"/> | $\frac{1}{8}$ " X $1\frac{5}{8}$ " | (3.2MM X 41MM) | |
| | w/ 0.190" | (4.83MM) TOP LIP | <input type="checkbox"/> MF <input type="checkbox"/> BL |
| <input type="checkbox"/> | $\frac{3}{16}$ " X $1\frac{5}{8}$ " | (4.8MM X 41MM) | |
| | w/ 0.210" | (5.33MM) TOP LIP | <input type="checkbox"/> MF <input type="checkbox"/> BL |
| <input type="checkbox"/> | $\frac{1}{8}$ " X $2\frac{1}{4}$ " | (3.2MM X 57MM) | |
| | w/ 0.190" | (4.83MM) TOP LIP | <input type="checkbox"/> MF <input type="checkbox"/> BL |
| <input type="checkbox"/> | $\frac{3}{16}$ " X $2\frac{1}{4}$ " | (4.8MM X 57MM) | |
| | w/ 0.210" | (5.33MM) TOP LIP | <input type="checkbox"/> MF <input type="checkbox"/> BL |

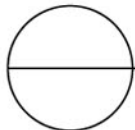
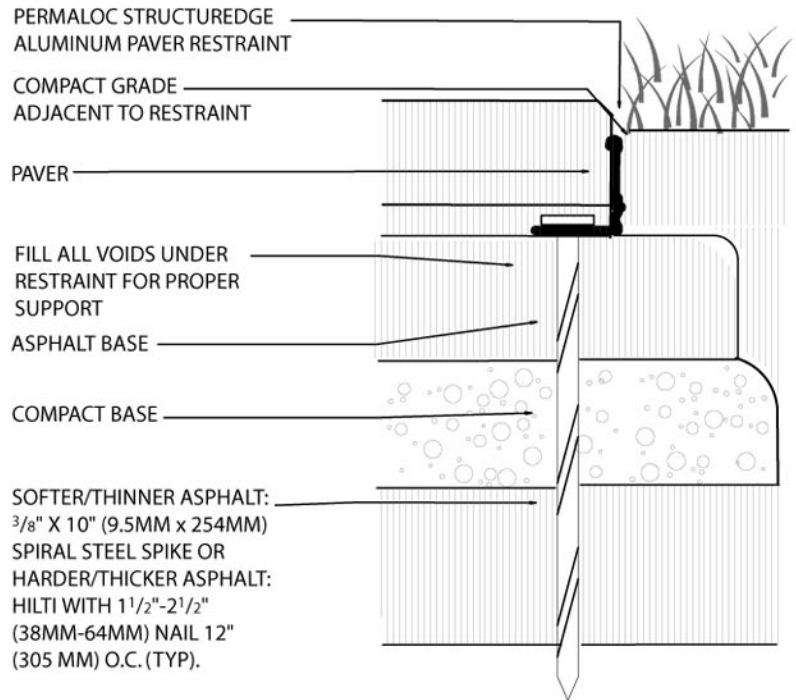
FINISH LEGEND:

(MF) MILL FINISH-NATURAL ALUMINUM
(BL) BLACK DURAFLEX-ELECTROSTATICALLY
APPLIED BAKED ON PAINT MEETS AAMA 2603



NOTES:

- INSTALL PER MANUFACTURER'S "INSTALLATION GUIDELINES"
- CONNECTION BETWEEN SECTIONS TO UTILIZE MANUFACTURER'S SLIDING CONNECTOR SYSTEM.
- CORNERS: NOTCH BASE ONLY AND FORM A CONTINUOUS CORNER.
- PERMALOC STRUCTUREEDGE AS MANUFACTURED BY PERMALOC CORPORATION, HOLLAND MI. (800) 356-9660, (616) 399-9600
- CONTRACTOR'S NOTE: FOR PRODUCT AND PURCHASING INFORMATION VISIT WWW.PERMALOC.COM



PAVER EDGE DETAIL-OVER ASPHALT

SCALE: 3"=1'-0"